



Position switch Metal enclosure 40 mm according to EN 50041 Device connection 1x (M20 x 1.5) 1 NO/1 NC quick action contacts Rotary actuator right/left adjustable with adjustable-length Metal lever 100 mm long and with positive fit (grid hole) and plastic roller 19 mm

product brand name	SIRIUS
product designation	Mechanical position switches
product type designation	3SE5
manufacturer's article number	
<ul style="list-style-type: none"> • of the supplied basic switch • of the supplied actuator head for position switches • of the supplied operating lever • of the supplied switching contacts • of the supplied empty enclosure with cover 	3SE5112-0CA00 3SE5000-0AH00 3SE5000-0AA60 3SE5000-0CA00 3SE5112-0AA00
suitability for use safety switch	Yes
General technical data	
product function positive opening	Yes
insulation voltage rated value	400 V
degree of pollution	class 3
surge voltage resistance rated value	6 kV
protection class IP	IP66/IP67
shock resistance	
<ul style="list-style-type: none"> • according to IEC 60068-2-27 	30g / 11 ms
vibration resistance according to IEC 60068-2-6	0.35 mm/5g
mechanical service life (switching cycles) typical	15 000 000
electrical endurance (switching cycles) at AC-15 at 230 V typical	100 000
electrical endurance (switching cycles) with contactor 3RH11, 3RT1016, 3RT1017, 3RT1024, 3RT1025, 3RT1026 typical	10 000 000
Electrical operating cycles in one hour with contactor 3RH11, 3RT1016, 3RT1017, 3RT1024, 3RT1025, 3RT1026	6 000
thermal current	10 A
material of the enclosure of the switch head	plastic
reference code according to IEC 81346-2	B
continuous current of the C characteristic MCB	1 A; for a short-circuit current smaller than 400 A
continuous current of the quick DIAZED fuse link	10 A; for a short-circuit current smaller than 400 A
continuous current of the DIAZED fuse link gG	6 A
active principle	mechanical
repeat accuracy	0.05 mm
Substance Prohibitance (Date)	07/01/2006
minimum actuating torque in directions of actuation	0.25 N·m
length of the sensor	192 mm
width of the sensor	40 mm
Ambient conditions	

ambient temperature	
<ul style="list-style-type: none"> during operation during storage 	-25 ... +85 °C -40 ... +90 °C
explosion protection category for dust	none
design of the switching contact	mechanical
operating frequency rated value	50 ... 60 Hz
number of NC contacts for auxiliary contacts	1
number of NO contacts for auxiliary contacts	1
operational current at AC-15	
<ul style="list-style-type: none"> at 24 V rated value at 125 V rated value at 240 V rated value at 400 V rated value 	6 A 6 A 6 A 4 A
operational current at DC-13	
<ul style="list-style-type: none"> at 24 V rated value at 125 V rated value at 250 V rated value at 400 V rated value 	3 A 0.55 A 0.27 A 0.12 A
Enclosure	
design of the housing	block, narrow
material of the enclosure	metal
coating of the enclosure	cathodic dip coating
design of the housing according to standard	Yes
Drive Head	
design of the actuating element	Adjustable twist lever, adjustable-length metal lever with latching, plastic roller 19 mm
standard-compliant actuator head	EN 50041, design A
shape of the switch head	roller
design of the switching function	positive opening
circuit principle	snap-action contacts
number of switching contacts safety-related	1
cable entry type	1x (M20 x 1.5)
Installation/ mounting/ dimensions	
mounting position	any
fastening method	screw fixing
Connections/ Terminals	
type of electrical connection	screw-type terminals
type of connectable conductor cross-sections	
<ul style="list-style-type: none"> solid finely stranded with core end processing at AWG cables solid at AWG cables stranded 	1x (0.5 ... 1.5 mm ²), 2x (0.5 ... 0.75 mm ²) 1x (0.5 ... 1.5 mm ²), 2x (0.5 ... 0.75 mm ²) 1x (20 ... 16), 2x (20 ... 18) 1x (20 ... 16), 2x (20 ... 18)
design of the interface for safety-related communication	without
Communication/ Protocol	
design of the interface	without
Certificates/ approvals	
General Product Approval	



[Confirmation](#)



Functional Safety/Safety of Machinery	Declaration of Conformity	Test Certificates	other
--	----------------------------------	--------------------------	--------------

Further information

Information- and Downloadcenter (Catalogs, Brochures,...)

<https://www.siemens.com/ic10>

Industry Mall (Online ordering system)

<https://mall.industry.siemens.com/mall/en/en/Catalog/product?mlfb=3SE5112-0CH60>

Cax online generator

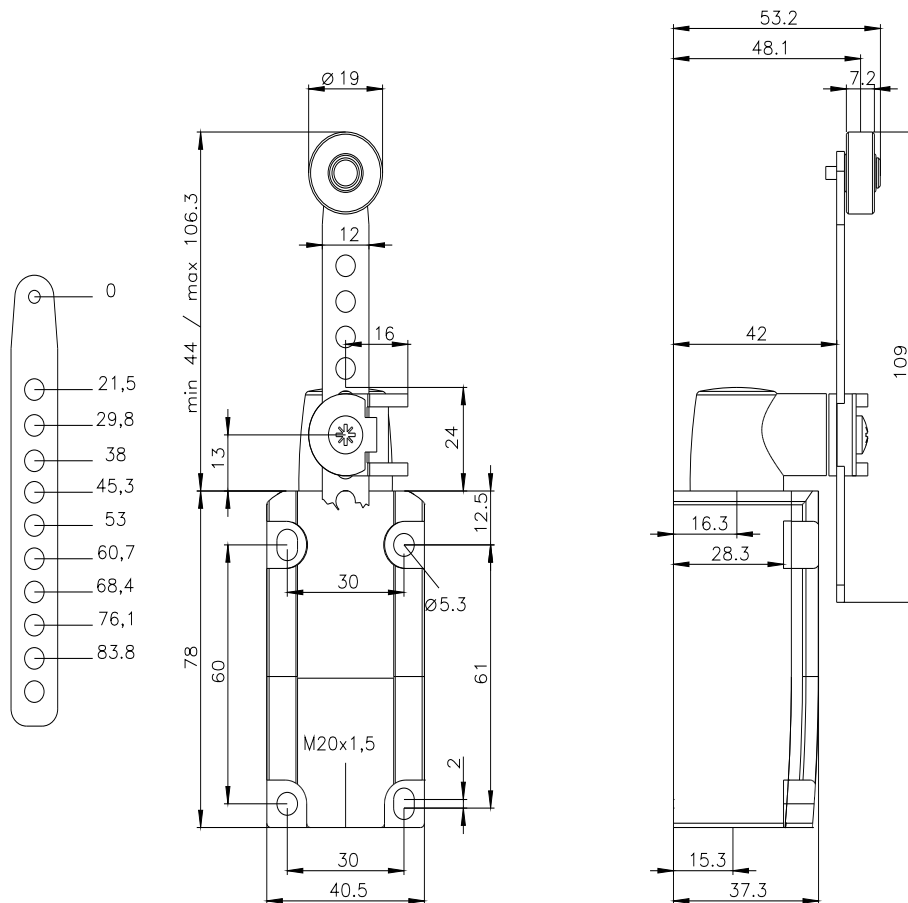
<http://support.automation.siemens.com/WW/CAXorder/default.aspx?lang=en&mlfb=3SE5112-0CH60>

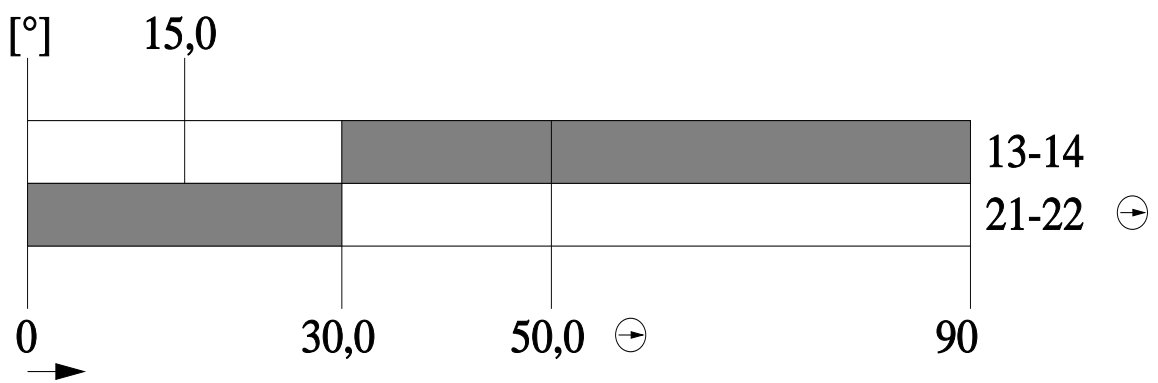
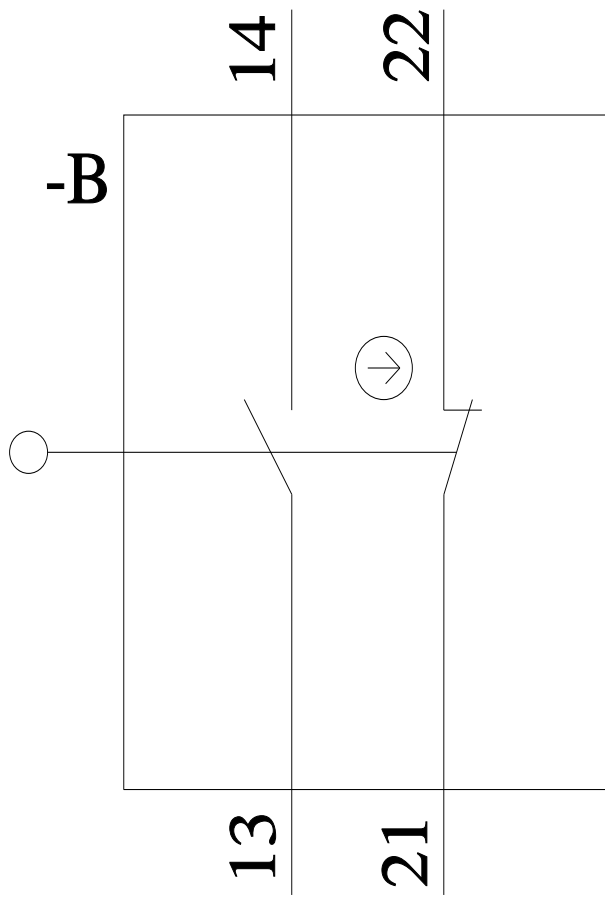
Service&Support (Manuals, Certificates, Characteristics, FAQs,...)

<https://support.industry.siemens.com/cs/ww/en/ps/3SE5112-0CH60>

Image database (product images, 2D dimension drawings, 3D models, device circuit diagrams, EPLAN macros, ...)

http://www.automation.siemens.com/bilddb/cax_de.aspx?mlfb=3SE5112-0CH60&lang=en





last modified:

1/26/2022